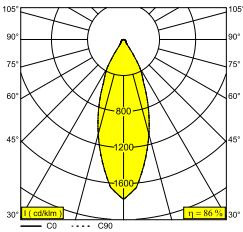
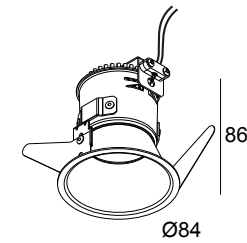




DEEP VARO 92736 SI W

423 021 811 922 W

AVAILABLE IN  
**BLACK** 423 021 811 922 B  
**WHITE** 423 021 811 922 W



 [View on website](#)

General info

LOCATION	indoor
INSTALLATION	Ceiling Recessed
CUTOUT SHAPE/SIZE (MM)	round - 76
RECESSED DEPTH (MM)	90
THICKNESS OF MOUNTING SURFACE (MM)	min.5
INGRESS PROTECTION	IP20
WEIGHT (KG)	0.3
ADJUSTABILITY	non adjustable
INFORMATION	REFLECTOR FL-36° EXCL.LED POWER SUPPLY 350mA-DC

Electrical info

CLASS	III
DIM TYPE	depending on type of external power supply
ENERGY CLASS	D
CERTIFICATES	CB, ENEC

Lightsource info

LIGHTSOURCE NAME	LED
LIGHTSOURCE	LED array 5,8W / CRI>90 (R9: 60) / 2700K / 753lm
TM-30 VALUES	Rf: 89 / Rg: 100
SDCM	SDCM1
RISKGROUP	RG1
LM80	L90B10 > 50000
LED TECHNICS (LIGHT SOURCE)	753lm // 5,8W // 129lm/W
LED TECHNICS (LUMINAIRE)	649lm // 7W // 97lm/W

Requirements

LED POWER SUPPLY 350mA-DC DIM













Options

PLASTERKIT 101

DEEP VARO 92736 S1 W  
423 021 811 922 W

For detailed installation instructions, please consult the manual: [423\\_021\\_811\\_9X2\\_HAND.pdf](#)

CEILING COMPATIBILITY

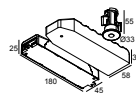
Ceiling Type	Mounting Kit
 System ceiling	-
 Plasterboard	-
 Stucanet	 PLASTERKIT 101 <span>Required</span>
 Wood	-
 Concrete + plaster	 PLASTERKIT 101 <span>Required</span>
 Lintel + plaster	 PLASTERKIT 101 <span>Required</span>
 Hollow-core slab + plaster	 PLASTERKIT 101 <span>Required</span>
 Stretched ceiling	-

DEEP VARO 92736 S1 W

423 021 811 922 W

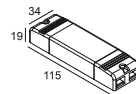
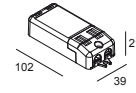
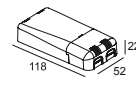
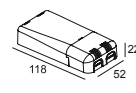
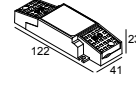
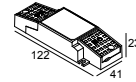
FINISH YOUR SPECIFICATION

Emergency units

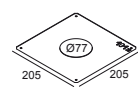
	<b>21032 0270 B</b> EMERGENCY UNIT 7W / 1h + LED INDICATOR HOLDER B	<input type="checkbox"/>
	<b>21032 0270 W</b> EMERGENCY UNIT 7W / 1h + LED INDICATOR HOLDER W	<input type="checkbox"/>

LED power supplies

#

	<b>300 90 91</b> LED POWER SUPPLY 350mA-DC / 15W	2(1)	<input type="checkbox"/>
	<b>300 90 110</b> LED POWER SUPPLY 350mA-DC / 10W DIM8	1	<input type="checkbox"/>
	<b>300 90 124</b> LED POWER SUPPLY MULTI-POWER DIM7	2 (2)	<input type="checkbox"/>
	<b>300 90 125</b> LED POWER SUPPLY MULTI-POWER MINI DIM5	2 (2)	<input type="checkbox"/>
	<b>21012 0258</b> LED POWER SUPPLY MULTI POWER 200-350 / 10W DIM8	1	<input type="checkbox"/>
	<b>21012 0480</b> LED POWER SUPPLY 350mA-DC / 17W IP68	1-2(2)	<input type="checkbox"/>

Plasterkits



202 11 19

PLASTERKIT 101



Notes: